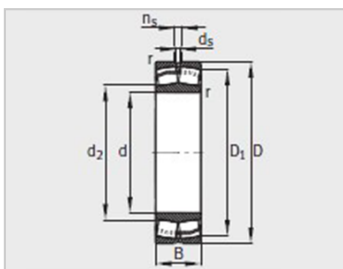
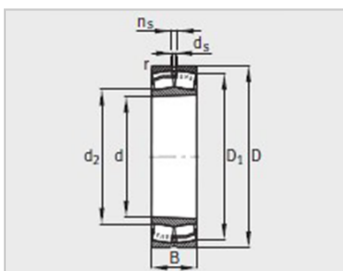
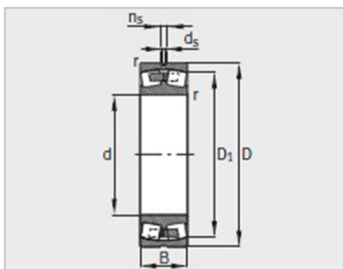
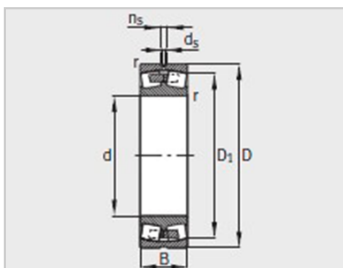


参数信息:



Modell :	23236-E1-T VPB
Masse m kg :	37.2

Gr ö ß emm :

d :	180
D :	320
B :	112
rmin :	4
D :	277.3
d :	210.6
d :	8
n :	15

Einbaugr ö ß emm :

dmin :	197
D max :	303
ramax :	3

NennlastN :

Dynamische Last :	1710000
Statische Last :	2340000

Koeffizient berechnen :

e :	0.33
Y :	2.07
Y :	3.09
Y :	2.03

Endlast der Erm ü dungCur/N :

Extreme Geschwindigkeit eitnG/min-1 :	2000
Referenzgeschwindigkeit tnB/min-1 :	1090

:

