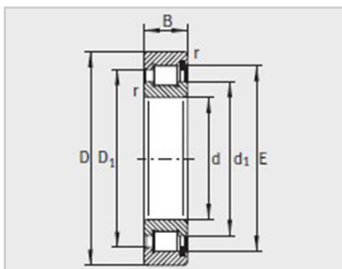
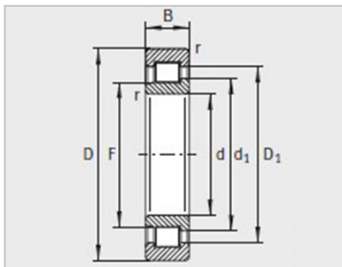
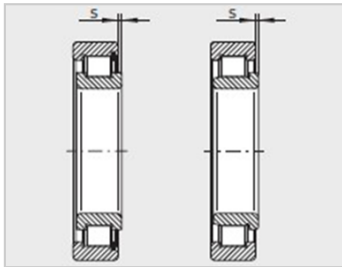


参数信息:



Modell :	SL182228
Masse/m kg :	14.47

Gr ö ß emm :

d :	140
D :	250
B :	68
r min :	3
s :	5

Einbaugr ö ß emm :

F :	-
d :	173.9
D :	211.1
E :	222.55

NennlastN :

Dynamische Last :	720000
Statische Last :	1000000
Endlast der Erm ü dungCur/N :	127000
Extreme Geschwindigk eitnG/min-1 :	1690
Referenzgeschwindigkei tnB/min-1 :	1230

: